



PRODUCT CATALOGUE

OUR DISTRIBUTION NETWORK :



DIGITAL CATALOGUE



[illegible]



Himalaya **ABADI** *the glassavvy*

Himalaya Abadi is the answer for both inspirational and innovative needs in Indonesian Architectural and interior Glass Industry.

Disclaimer

- * All products are registered trademarks of Himalaya Abadi, except Pilkington **Profilit™**, Appleton Uniprof™ and Guardian UltraMirror™.
- * Product specifications may subject to change at any time without prior notice.
- * The color plates shown may vary slightly from the actual product colors due to the limitations of the printing process.
- * Please check for available glass color, textures/ patterns, thickness, and standard sheet size upon enquiry.

CONTENT

GLASSTONE 4

GUARDIAN ULTRAMIRROR 10

MIRROMAX 12

HAIRLINE GLASS 18

FINURA 20

CRYSTAL CLEAR GLASS 22

DANIA PATTERNED GLASS 24

SATIN GLASS 28

LAMILUX 30

SWITCH GLASS 38

SWITCH FILM 40

MAXIFLOAT 42


MAXICOOL 44

U-SHAPED GLASS 46

GLASSTONE STANDARD

TYPE : SUPER WHITE - 5MM

GLASSTONE



GlassTone is a product of glass material with painted on the back side using special glass paint, then coated with protective paint (double coated). The coated also hides the unnecessary view of adhesive material from the front (such as glue and other) used during installation. Now GlassTone also has a single coating variant, therefore you can choose according to you need.

This product has a solid color, strong, and durable. The touch of color on the glass provides an attractive appearance while improving the quality of furniture products or the design of the room.

Available with 8 standard color variants, it ready to use without having to wait for the manufacturing process.

GLASSTONE STANDARD SPECIFICATION


TYPE	THICKNESS	MAX SIZE
1. Mono White	5 mm	2134 x 3048 mm
White	5 mm, 8 mm	2134 x 3048 mm
2. Super White/ Mono Super White	5 mm	2134 x 3300 mm
Super White	8 mm	2140 x 3660 mm
3. Black	5 mm	2134 x 3048 mm
4. Umbra Grey	5 mm	2134 x 3048 mm
5. Light Grey	5 mm	2134 x 3048 mm
6. Red	5 mm	2134 x 3302 mm
7. Pale Brown	5 mm	2134 x 3048 mm
8. Light Ivory	5 mm	2134 x 3048 mm



GLASSTONE MATTE

TYPE : MATTE BRONZE - 5MM





GlassTone now complements the standard type with matte effect. This Product is called the GlassTone Matte Series. Therefore to those who would like and prefer matte finish for their back painted glass, it is possible with these variation for GlassTone Matte Series.

The matte finish GlassTone Matte is done by applying the same solid color coating with an acid etched glass, this will create a phenomenal and luxurious effect for interior design element. The standard GlassTone Matte Series is produced with 5 types of colors that you can choose from in order to match the design theme of your interior.

GLASSTONE MATTE SPECIFICATION

TYPE	THICKNESS	MAX SIZE
1. Matte White	5 mm	2080 x 3250 mm
2. Matte Super White	5 mm	2080 x 3610 mm
3. Matte Black	5 mm	2080 x 3250 mm
4. Matte Bronze	5 mm	2080 x 3610 mm
5. Matte Grey	5 mm	2080 x 3610 mm

GLASSTONE CUSTOM

TYPE : RAL 4004 ON FLOAT GLASS 5MM





GlassTone Custom provides more color choices. It will be customized according to the RAL Color guide book or color card. You can check further information about RAL Color by contacting our staffs.

Not only can be color customized, now GlassTone Custom allows to be produced on many glass substrate. Therefore it will have 2 options for the effects. Gloss Effect if to be produced on a Crystal Clear Glass substrate and Clear Float Glass, or a Matte Effect if it is be produced on an Acid Etched Glass substrate.

Lastly, now it can also be toughened through a tempering process. Thus making the application of GlassTone Custom more versatile for areas.

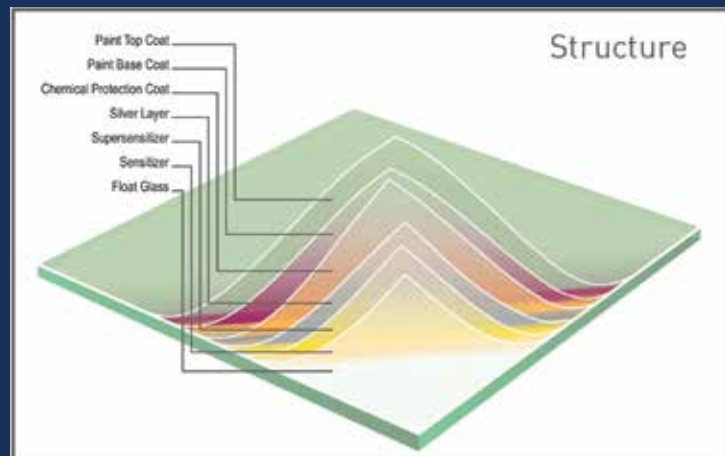
GLASSTONE CUSTOM SPECIFICATION

TYPE	THICKNESS	MAX SIZE
GlassTone RAL Color on Clear Float Glass	5mm, 6 mm, 8 mm, 10 mm, 12 mm	2134 x 3048 mm
GlassTone RAL Color on Crystal Clear Glass	5 mm	2140 x 3300 mm
	6 mm, 8 mm, 10 mm, 12 mm	2134 x 3660 mm
GlassTone RAL Color (Matte) on Acid Etched Glass	5 mm	2080 x 3250 mm
	10 mm	2080 x 3610 mm
GlassTone RAL Color (Matte) on Super Clear Acid Etched Glass	5 mm	2080 x 3610 mm



GUARDIAN ULTRAMIRROR

TYPE : SUPER CLEAR - 5MM



GUARDIAN ULTRAMIRROR

Guardian UltraMirror™ most beautifully reflective and durable product, providing unparalleled protection against corrosion, chemicals, moisture and abrasion while adding beauty and elegance to any setting.


When purchasing a Guardian UltraMirror™, you are buying years of experience. Guardian UltraMirror™ brings new dimensions into play. Small and confined spaces become bigger. Dark and dull rooms become filled with light.

Guardian UltraMirror™ is highly reflective and offers a true image reflectance with virtually no distortion. It is durable and long last. And more protected than conventional mirror, up to three times according to ISO 3770.

Guardian UltraMirror™ respects the environment with copper free mirror. It can be used in environments up to 60°C and can be used in environments where moisture is present but cannot be immersed in water.

ULTRAMIRROR™ SPECIFICATION

TYPE	THICKNESS	MAX SIZE
1. UltraMirror™ - Super Clear	5 mm	2134 x 3048 mm
2. UltraMirror™ - Clear	5 mm	2134 x 3300 mm
UltraMirror™ - Clear (Big Size)	5 mm	2438 x 3658 mm
3. UltraMirror™ - Euro Bronze	5 mm	2134 x 3050 mm
4. UltraMirror™ - Euro Grey	5 mm	2140 x 3050 mm





MIRROMAX COLOR

TYPE : ROSE GOLD - 5MM (ANTI-OXIDATION)

MIRROMAX

Mirromax Color is a leadless decorative mirror product, which has a colored coating from titanium and various kind of metals, which is given to Clear Float Glass or Tinted Float Glass. The coating layer with stainless steel and titanium material will provide everlasting usability in the luxurious appearance of an interior or exterior.

MIRROMAX COLOR SPECIFICATION



TYPE	THICKNESS	MAX SIZE
1. Bronze	5 mm	1830 x 2440 mm
2. Gold	5 mm	1830 x 2440 mm
3. Yellow	5 mm	1830 x 2440 mm
4. Blue	5 mm	1830 x 2440 mm
5. Green	5 mm	1830 x 2440 mm
6. Grey	5 mm	1830 x 2440 mm
7. Orange	5 mm	1830 x 2440 mm
8. Red	5 mm	1830 x 2440 mm
9. Purple	5 mm	1830 x 2440 mm
10. Titanium / Titanium +	5 mm	1830 x 3050 mm
11. Champagne	5 mm	1830 x 2440 mm
12. Rose Gold	5 mm	1830 x 2440 mm

A woman with long dark hair, wearing a white sleeveless dress with a bow at the back, is shown in profile. She is looking at her reflection in a mirror. The mirror is covered in a fine, shimmering texture. The lighting is warm and soft, creating a romantic and elegant atmosphere. The woman's hands are clasped together in front of her, and her reflection is visible in the mirror. The overall composition is symmetrical, emphasizing the woman's form and the texture of the mirror.

MIRROMAX ARTE

TYPE : WHISKY - 5MM



Mirromax Arte is a mirror product with a variety of decorative patterns, with an antique look and special patterns as if rusty.

Mirromax Arte is produced by combining chemical process on the glass material to create a rusty effect while not damaging the coating, therefore the rust effect will not spread like a conventional antique mirror.

Therefore, Mirromax Arte gives a new unique sensation through a mirror product with imperfect reflection effects.


MIRROMAX ARTE SPECIFICATION

TYPE	THICKNESS	MAX SIZE
1. Amethyst	5 mm	1830 x 2440 mm
2. Riff	5 mm	1830 x 2440 mm
3. Brunn	5 mm	1830 x 2440 mm
4. Zitroen	5 mm	1830 x 2440 mm
5. Jasper	5 mm	1830 x 2440 mm
6. Whisky	5 mm	1830 x 2440 mm

MIRROMAX PATTERN

TYPE : INTERSECTION - (LAMINATED 5MM+5MM)

MIRROMAX



Mirromax Pattern is a mirror product which has a reflective pattern on the coating side.

The reflective pattern is a permanent because the coating are made of titanium based composition.

This mirror is perfect for the application that requires a reflective pattern on a transparent glass, thus enhances the aesthetics of the design.

MIRROMAX PATTERN SPECIFICATION

TYPE	THICKNESS	MAX SIZE
1. Filament	5 mm	1830 x 3050 mm
2. Cascade	5 mm	1830 x 3050 mm
3. Traverse	5 mm	1830 x 3050 mm
4. Convolution	5 mm	1830 x 3050 mm
5. Diadem	5 mm	1830 x 3050 mm
6. Intersection	5 mm	1830 x 3050 mm
7. Wire	5 mm	1830 x 3050 mm



HAIRLINE GLASS

TYPE : AMBER HAIRLINE - 5MM

HAIRLINE GLASS

Hairline glass is a new decorative glass with attractive colors and patterns that can be used as a glass panel to cover the walls. It has a special material structure, it will give the impression of elegance, and meanwhile also very safe if broken. If the glass shattered it will be retained by resin polymer. This special material can be combined with clear glass or tinted glass.

HAIRLINE GLASS SPECIFICATION

TYPE	THICKNESS	MAX SIZE
1. Silver Hairline	5 mm	1200 x 3000mm
2. Gold Hairline	5 mm	1200 x 3000mm
3. Amber Hairline	5 mm	1200 x 3000mm
4. Red Hairline	5 mm	1200 x 3000mm
5. Rose Hairline	5 mm	1200 x 3000mm
6. Yellow Hairline	5 mm	1200 x 3000mm
7. Smoke Green Hairline	5 mm	1200 x 3000mm
8. Smoke Blue Hairline	5 mm	1200 x 3000mm
9. Blue Hairline	5 mm	1200 x 3000mm






FINURA

TYPE : SILVER CUBE - 5MM

Finura is an innovative decorative glass that combines special material and textured glass, therefore it creates a unique pattern feature. Finura glass can be used as a decorative glass panels to enhance the luxurious and modern interior atmosphere because of its decorative nature.



FINURA SPECIFICATION

TYPE	THICKNESS	MAX SIZE
1. Amber Cube	5 mm	2400 x 1200 mm
2. Silver Cube	5 mm	2400 x 1200 mm
3. Blue Aqua	5 mm	2400 x 1200 mm
4. Golden Aqua	5 mm	2400 x 1200 mm
5. Amber Moru	5 mm	2400 x 1200 mm
6. Golden Moru	5 mm	2400 x 1200 mm
7. Amber Grain	5 mm	2134 x 1200 mm
8. Silver Grain	5 mm	2134 x 1200 mm
9. Golden Grain	5 mm	2134 x 1200 mm
10. Amber Twin	5 mm	2400 x 1200 mm
11. Silver Twin	5 mm	2400 x 1200 mm
12. Golden Twin	5 mm	2400 x 1200 mm
13. Amber Flute	5 mm	2400 x 1200 mm
14. Silver Flute	5 mm	2400 x 1200 mm
15. Golden Flute	5 mm	2400 x 1200 mm


CRYSTAL CLEAR GLASS

TYPE : THICKNESS - 5MM



*Regular Float Glass

CRYSTAL CLEAR GLASS



Crystal Clear Glass is a super clear glass product with a clean and elegant appearance and a very low level of color distortion and excellent visual transmission.

The level of clarity is like a crystal, obtained by reducing as much as possible the iron content during the production process so that the green or greenish effect commonly found in plain glass or ordinary clear glass generally disappears.

Crystal Clear Glass is the future of a normal float glass since it will give ultra clarity and minimum color distortion. When used as a raw material for further process (i.e: mirror or painted glass) will definitely enhance the sophistication level of the products.

CRYSTAL CLEAR GLASS SPECIFICATION

TYPE	THICKNESS	MAX SIZE
Crystal Clear Glass	5 mm	2140 x 3300 mm
Crystal Clear Glass	6 mm, 8 mm, 10,mm, 12 mm, 15 mm, 19 mm	2140 x 3660 mm



DANIA PATTERNED GLASS

TYPE : MORU - 10MM

DANIA PATTERNED GLASS

Dania Patterned Glass is a glass material produced using a patterned roller on the sheet glass production machine to produce motives and textures on glass. Dania Patterned Glass has a distortion light transmission effect from the viewers sides. Dania Patterned Glass gives a vague effect when we look at an object. The most used variants from this series are the lines effect or commonly known as fluted glass series.

DANIA SPECIFICATION

TYPE	THICKNESS	DIRECTION	MAX SIZE
1. Moru Wide	5 mm	Horizontal	2000 x 2440 mm
2. Moru	5 mm	Horizontal	1830 x 2440 mm
	6 mm	Horizontal	2000 x 3050 mm
	10 mm	Horizontal	1830 x 3050 mm
3. Moru Frost	5 mm	Horizontal	1800 x 2410 mm
4. Twinlite	5 mm	Horizontal	2000 x 2440 mm
5. Twinlite Frost	5 mm	Horizontal	1970 x 2410 mm
6. Flutelite	5 mm	Horizontal	1830 x 2440 mm
7. Rain	5 mm	Horizontal	1830 x 2440 mm
8. Ripple	5mm, 10 mm	Horizontal	1830 x 2440 mm
9. Grain	5 mm	Horizontal	1524 x 2134 mm
10. Prinstripe	5 mm	Horizontal	1830 x 2440 mm





DANIA PATTERNED GLASS

TYPE : AQUALITE - 5MM

DANIA PATTERNED GLASS



Beside the lines or the fluted glass variants, Dania Patterned Glass also has many other interesting and extravagant textures. If one is looking for something different beside line patterns, one can consider these pattern variants. Since all patterns are created using the same patterned roller method on the sheet glass machine, one can be rest assured regarding the quality and consistency of this product. Therefore, one can find the pattern that is appropriate with the design style

DANIA SPECIFICATION

TYPE	THICKNESS	DIRECTION	MAX SIZE
1. Aqualite	5 mm	-	2000 x 2440 mm
2. Oceanic	5 mm	-	1830 x 2440 mm
3. Watercube	5 mm	-	1830 x 2440 mm
4. Crosspane	5 mm	-	2000 x 2440 mm
5. Nashiji	10 mm	-	1830 x 2440 mm



SATIN GLASS

TYPE : CLEAR SATIN GLASS (G2) - 10MM



SATIN GLASS

Satin Glass is a glass or mirror material product offered by performing an acid-etching process on one side. Satin Glass has smooth surface that is as soft as silk, and a blurry look that softens the incoming light completely and also gives the impression of privacy.

The acid etching process is a modern blurring technique in glass materials using an advanced chemical proses. With this technique, glass can be free from dirt stains or fingerprints, which we have often encountered on glass processed by sandblasting.

SATIN GLASS SPECIFICATION

TYPE	THICKNESS	MAX SIZE
1. Super Clear Satin Glass (G2)	5 mm	2080 x 3610 mm
2. Clear Satin Glass (G2)	5 mm	2080 x 3250 mm
	10 mm	2080 x 3610 mm
3. Grey Satin Glass (G2)	5 mm	2080 x 3610 mm
4. Bronze Satin Glass (G2)	5 mm	2080 x 3610 mm

SATIN MIRROR SPECIFICATION

TYPE	THICKNESS	MAX SIZE (W x H)
5. Clear Satin Mirror (G2)	5 mm	1780 x 3000 mm
6. Grey Satin Mirror (G2)	5 mm	1780 x 3000 mm
7. Bronze Satin Mirror (G2)	5 mm	1780 x 3000 mm



1



2



3




4



5



6




7



LAMILUX FABRIC

TYPE : MORASS - (LAMINATED 5MM+5MM)




Lamilux Fabric is a glass product with a laminated process from two glass materials with EVA interlayer material in the middle. Because of lamination process, we can get more various pattern and also can be customized as needed, by adding interlayer material such as patterned fabric or paper on it, thats why this product commonly known as fabric glass.

Lamilux product has 9 standard types, but it still can be readjust. The lamination process allows you to choose the interlayer, and you can also combine 2 different types of glass such as clear glass and textured glass.


LAMILUX FABRIC SPECIFICATION

TYPE	THICKNESS	MAX SIZE
1. Helix	5 mm + 5 mm	1500 x 3000 mm
2. Vector	5 mm + 5 mm	1500 x 3000 mm
3. Morass	5 mm + 5 mm	1500 x 3000 mm
4. Golden Net	5 mm + 5 mm	1500 x 3000 mm
5. Benet	5 mm + 5 mm	1500 x 3000 mm
6. Filo	5 mm + 5 mm	1500 x 3000 mm



LAMILUX COLOR

TYPE : VIOLET - (LAMINATED 5MM+5MM)



Lamilux Color is the result of a new technology that we develop which allows you to choose a multitude of transparent color options with glass. This will give you the flexibility to look up for color options, now you can select the color options of the 20 standard colors that is available.


LAMILUX COLOR SPECIFICATION

TYPE	THICKNESS	MAX SIZE
1. Brown	5 mm + 5 mm	1200 x 3000 mm
2. Traffic Red	5 mm + 5 mm	1200 x 3000 mm
3. Crimson	5 mm + 5 mm	1200 x 3000 mm
4. Orchid Pink	5 mm + 5 mm	1200 x 3000 mm
5. Purple	5 mm + 5 mm	1200 x 3000 mm
6. Lavender	5 mm + 5 mm	1200 x 3000 mm
7. Violet	5 mm + 5 mm	1200 x 3000 mm
8. Peach	5 mm + 5 mm	1200 x 3000 mm
9. Persimmon	5 mm + 5 mm	1200 x 3000 mm
10. Orange	5 mm + 5 mm	1200 x 3000 mm



LAMILUX COLOR

TYPE : YELLOW - (LAMINATED 5MM+5MM)



If you want to explore more color options, now you can also customize the color with the RGB color reference. Because of how easy you can select colors with glass, we hope that your design can be more vibrant and enhance the visual of your design. In that way, now glass is considered a colorful material.


LAMILUX COLOR SPECIFICATION

TYPE	THICKNESS	MAX SIZE
11. Chestnut	5 mm + 5 mm	1200 x 3000 mm
12. Cream	5 mm + 5 mm	1200 x 3000 mm
13. Indigo	5 mm + 5 mm	1200 x 3000 mm
14. Cobalt Blue	5 mm + 5 mm	1200 x 3000 mm
15. Cyan	5 mm + 5 mm	1200 x 3000 mm
16. Turquoise	5 mm + 5 mm	1200 x 3000 mm
17. Lime Green	5 mm + 5 mm	1200 x 3000 mm
18. Mustard	5 mm + 5 mm	1200 x 3000 mm
19. Green	5 mm + 5 mm	1200 x 3000 mm
20. Yellow	5 mm + 5 mm	1200 x 3000 mm

A modern office interior featuring glass partitions and desks. The glass has a gradient tint, transitioning from a darker blue at the bottom to a lighter blue at the top. Inside the office, there are two desks with computers and ergonomic chairs. The floor is covered with a blue carpet. The overall atmosphere is professional and contemporary.

LAMILUX GRADIENT

TYPE : OMBRE NEPTUNE - (LAMINATED 5MM+5MM)



A new technology from us that surpasses any expectation in terms of the color application in transparent glass. Not only the transparent color, since the introduction of Lamilux Gradient Series, now you can choose multiple colors in one piece of glass. The color options are available using the RGB color system and you can choose the opacity as you wish. This will help design industry because of the versatility and the flexibility in the color options. Created with the laminated system to ensure the safety of the glass and able to customize the thickness with several combination options.

LAMILUX GRADIENT SPECIFICATION

TYPE	THICKNESS	MAX SIZE
1. Ombre Neptune	5 mm + 5 mm	1200 x 3000 mm
2. Ombre Pandora	5 mm + 5 mm	1200 x 3000 mm
3. Ombre Mars	5 mm + 5 mm	1200 x 3000 mm
4. Black	5 mm + 5 mm	1200 x 3000 mm
5. Brown	5 mm + 5 mm	1200 x 3000 mm
6. White	5 mm + 5 mm	1200 x 3000 mm



SWITCH GLASS

TYPE : PDLC SMART GLASS - (LAMINATED 5MM+5MM)

OFF MODE

ON MODE

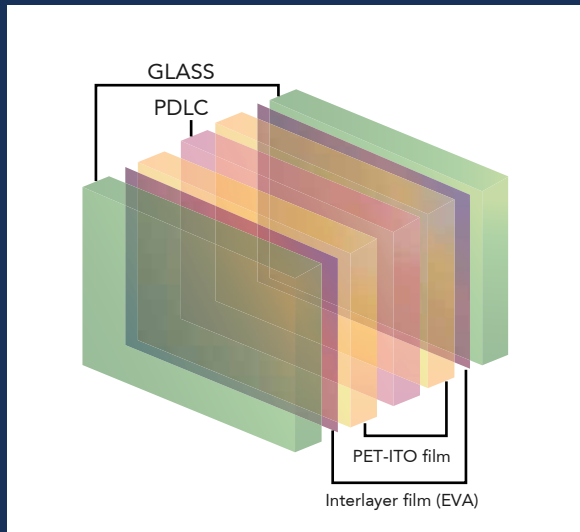
SWITCH GLASS

Switch Glass is unique combination between glass, PET-ITO film, and Polymer Dispersed Liquid Crystal integrated in a switchable interlayer unleashes the power to change the view from opaque to clear.

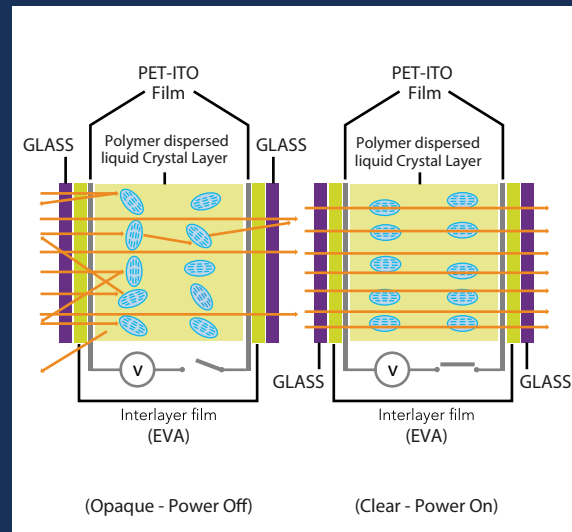
Structure and Operating Principle :

Polymer Dispersed Liquid Crystal layer exists between two pieces of transparent conductive film (PET-ITO film) in a phase separated structure of liquid crystal domain and polymer matrix. When the electrical power is off, the randomly oriented liquid crystal domains scatter light (opaque). However, when the electrical power is applied, the liquid crystal molecules in the domain orient along the direction of electric fields and it allows the light to pass through the film (transparent).

STRUCTURE



OPERATION PRINCIPLE



SWITCH GLASS SPECIFICATION

DESCRIPTION	MEASUREMENTS	
	ON / MAX	OFF / MIN
Operation Mode	Transparent / Clear	Opaque
Switching Speed	100 Ms	400 Ms
Light Transmission	80 +/- 1%	7.5 +/- 0.5%
Haze	2.9 +/- 0.5% (On Mode)	
Operating Temperature	-25 C to 85 C	
UV Block	>98%	
Projecting Viewing Angle	150	
Operating Voltage	AC 110 V, AC 65 V	
Frequency Range	50-60 Hz	
Power Consumption	+/- 4 W/m ²	
Standard Size	1000 x 2000 mm	
Custom Size	1500 x 3000 mm (max)	
Color Option	Opaque White	

Switch Glass is available in +/- 11mm (5mm Clear Glass + PDLC layer + 5mm Clear Glass) standard thickness laminated glass. Please check availability of glass thickness and sizes upon enquiry.

OFF MODE

ON MODE

SWITCH FILM

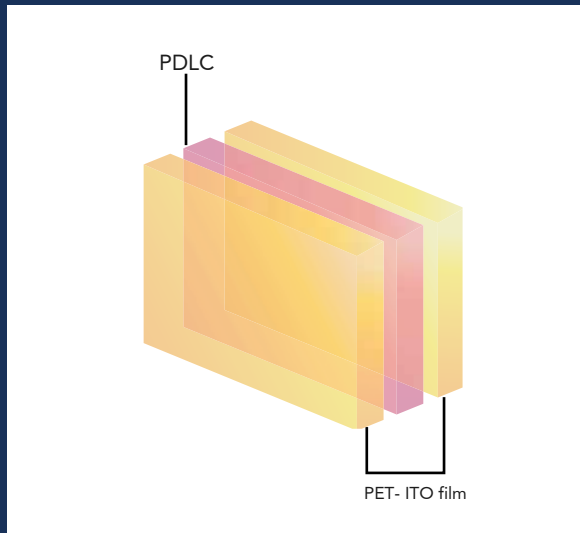
TYPE : PDLC SMART FILM

Attach the Switch Film directly on the existing glass. It will produce the same function as Switch Glass.

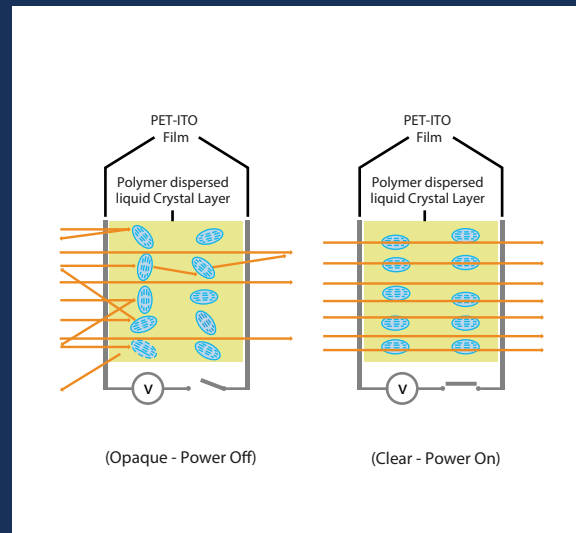
Structure and Operating Principle :

Polymer Dispersed Liquid Crystal layer exists between two pieces of transparent conductive film (PET-ITO film) in a phase separated structure of liquid crystal domain and polymer matrix. When the electrical power is off, the randomly oriented liquid crystal domains scatter light (opaque). However, when the electrical power is applied, the liquid crystal molecules in the domain orient along the direction of electric fields and it allows the light to pass through the film (transparent).

STRUCTURE



OPERATION PRINCIPLE



SWITCH FILM SPECIFICATION

DESCRIPTION	MEASUREMENTS	
	ON / MAX	OFF / MIN
Operation Mode	Transparent / Clear	Opaque
Switching Speed	100 Ms	400 Ms
Light Transmission	80 +/- 1%	7.5 +/- 0.5%
Haze	2.9 +/- 0.5% (On Mode)	
Operating Temperature	-25 C to 85 C	
UV Block	>98%	
Projecting Viewing Angle	150	
Operating Voltage	AC 110 V, AC 65 V	
Frequency Range	50 - 60 Hz	
Power Consumption	+/- 4 W/m ²	
Custom Size	1500 x 3000 mm (max)	
Color Option	Opaque White	

MAXIFLOAT

TYPE : EURO GREY - (LAMINATED 5MM+5MM)



MaxiFloat is categorized as tinted glass series. This product is made by float glass manufacturing process with adjustment on the raw materials to make various transparent colors. Not only aesthetically pleasing, MaxiFloat also could withstand and absorb heat into the glass so that the interior of a room will feel cooler.

This product is widely used also for interior purposes because of the transparent color that it possesses. By having transparent color, one can integrate the color use it as interior decoration for those who are keen to explore tinted colors on transparent glass. Therefore, one can use it not only for windows, but also for partitions, cabinets, and furniture.

MAXIFLOAT SPECIFICATION

TYPE	THICKNESS	MAX SIZE
1. Euro Bronze	5 mm	2134 x 3300 mm
2. Euro Grey	5 mm	2134 x 3660 mm

LIGHT ON


LIGHT OFF



MAXICOOL

TYPE : EURO BRONZE - 5MM





MaxiCool is a solar energy reflecting glass product, which is provided by providing a metal layer to the surface of colored glass. Able to absorb and reflect most of the heat energy from sunlight more effectively when compared to clear glass or colored glass products.

Therefore Maxicool often used as an exterior glass for it's famous solar energy reduction. Especially for any applications that has a wide surface areas like curtain walls, canopies, or windows.

Furthermore, Maxicool also very applicable for interior purposes especially for furniture applications. The special coating on Maxicool can also be collaborated with interesting lighting manipulation inside any furniture so that it can create special effect. This application is very popular on wardrobes, kitchen cabinets, even also shoe racks.

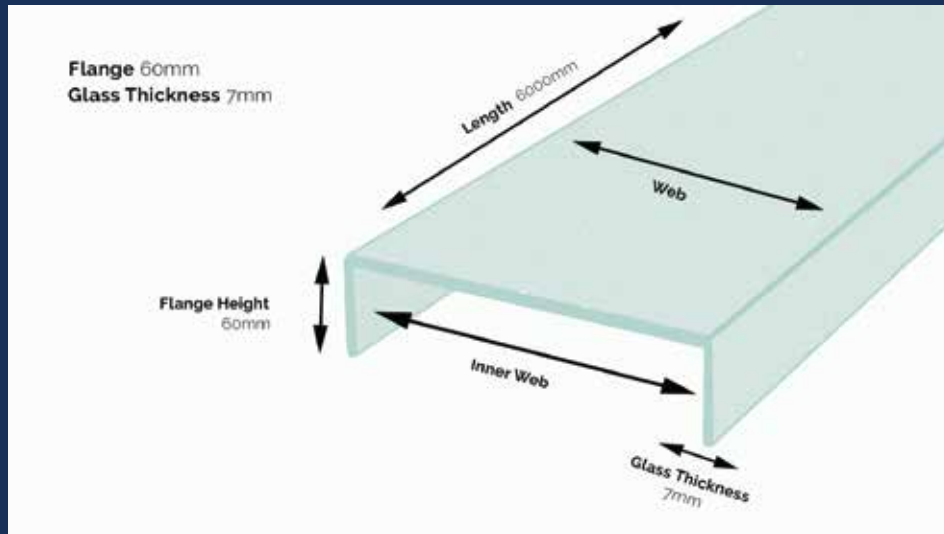
MAXICOOL SPECIFICATION

TYPE	THICKNESS	MAX SIZE
1. Euro Bronze	5 mm	2140 x 3660 mm
2. Euro Grey	5 mm	2140 x 3660 mm
3. Ford Blue	5 mm, 8 mm	2134 x 3302 mm

U-SHAPED GLASS

TYPE : OW/OptiWhite (Standard Pattern) - K25/60/7

U-SHAPED GLASS



“U-Shaped Glass” from Himalaya Abadi is a machine rolled cast glass in u-shape, crafted specifically for architectural glass – both exterior and interior applications. Also known as profiled glass or channel glass, its unique shape allows to withstand imposed forces in conditions conventional flat glass incapable of.

U-Shaped Glass systems consist of the self-supporting profiled glass held in place by an extruded aluminium perimeter frame, creating seamless glass spans uninterrupted by metal structures, enabling a winding curve exposure as well as a neat glass-to-glass corners.

U-Shaped Glass is available in a variety of designs, ie: dimensions, textures, translucencies, and colors – allowing a soft and evenly distributed light to filter through, while still maintaining an element of privacy.



U-SHAPED GLASS SPECIFICATION

TYPE	DIMENSIONS	MAX LENGTH
1. CLEAR (Standard Pattern)	K25/60/7	6000 mm
2. CLEAR OPAL (Standard Pattern)	K25/60/7	6000 mm
3. OW/OptiWhite (Standard Pattern)	K25/60/7	6000 mm
4. OW - OPAL (Standard Pattern)	K25/60/7	6000 mm
5. OW - SMOOTH	K25/60/7	6000 mm

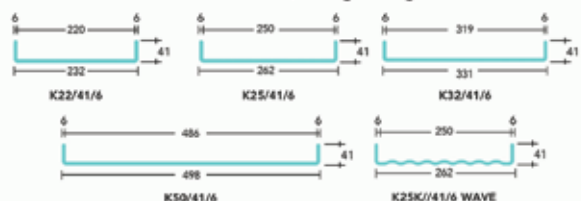


U-SHAPED GLASS

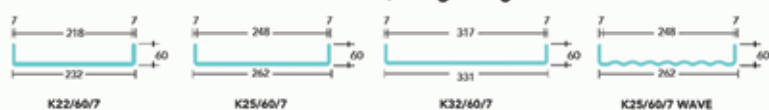
TYPE : CITRINE - K25/60/7

U-SHAPED GLASS

Glass thickness 6 mm, flange height 41 mm



Glass thickness 7 mm, flange height 60 mm



These uniquely shaped glass products are available in multiple face widths (Web), ranging from 232-mm up to 498-mm wide, with flange heights of 41-mm or 60-mm, in a 6-mm or 7-mm thick of glass.

The standard length of U-Shaped Glass products is 6000-mm (6 meters), and it's possible to be produced up to 7000-mm (7 meters) long.


U-Shaped Glass may be thermally toughen (tempered), and/or filmed to meet the impact safety requirements of the property. Insulation can easily be done by adding another shell of the glass to boost thermal control and sound insulation performance, while still maintaining the light diffusing properties.

U-Shaped Glass system features quick installation, minimal maintenance and easy glass replacement when required.

U-SHAPED GLASS SPECIFICATION

TYPE	DIMENSIONS	MAX LENGTH
6. OW - SLIM LINE*	K25/60/7	6000 mm
7. OW - PRIZM*	K25/60/7	6000 mm
8. OW - WAVE*	K25/60/7	6000 mm
9. AMETHYST*	K25/60/7	6000 mm
10. CITRINE*	K25/60/7	6000 mm
11. OW - LOW E*	K25/60/7	6000 mm

* PRE-ORDER glass items



Visit Our Social Media :